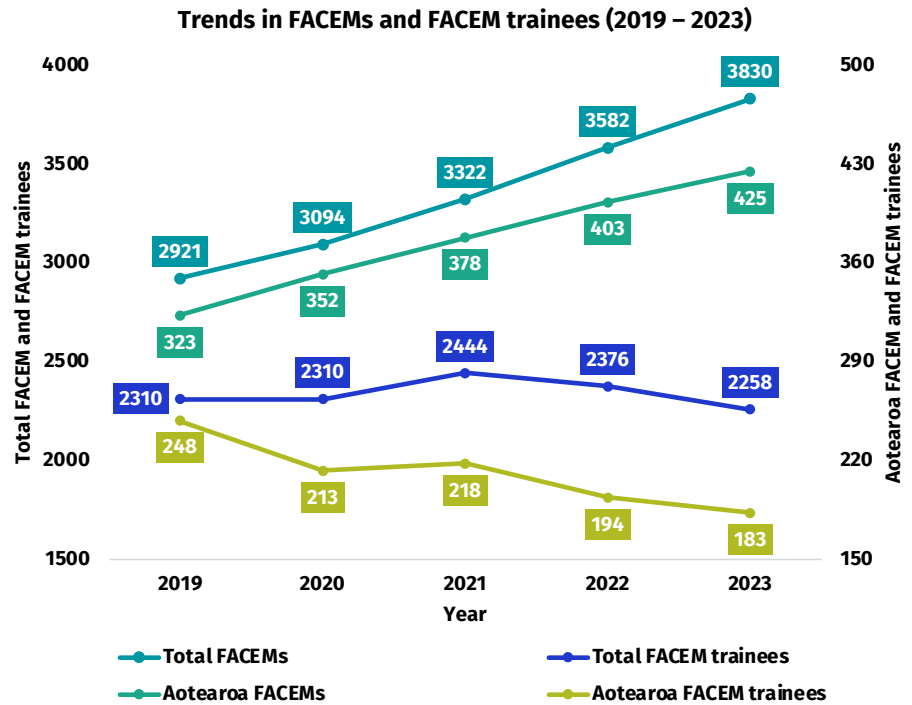




## 2023 FACEM and FACEM trainee demographic and workforce snapshot

This snapshot compares the demographic and workplace profiles of Fellows of the Australasian College for Emergency Medicine (FACEMs) and FACEM trainees between Aotearoa New Zealand (NZ) and the overall population of Australia and Aotearoa New Zealand. It also includes the longitudinal trends from 2019 to 2023, with the snapshot taken as of 31 December each year. Data was obtained from the ACEM's membership database to provide insights into the emergency medicine workforce.



### Demographics

	FACEMs			FACEM trainees	
	Total	NZ		Total	NZ
Number of FACEMs	3830	425	Number of FACEM trainees	2258	183
Female	40% (n=1546)	46% (n=195)	Female	52% (n=1172)	55% (n=100)
Average age	45.7	46.3	Average age	34.1	33.4
International Medical Graduates (IMGs)	44%	56%	International Medical Graduates (IMGs)	35%	39%
New FACEMs • Female • Average age	292 (8%) • 50% • 36.4	30 (7%) • 53% • 39.0	New FACEM trainees • Female • Average age	234 (10%) • 48% • 32.0	24 (13%) • 62% • 30.7
FACEM withdrawals/ retirees	51	4	Advanced trainee withdrawals	81	7

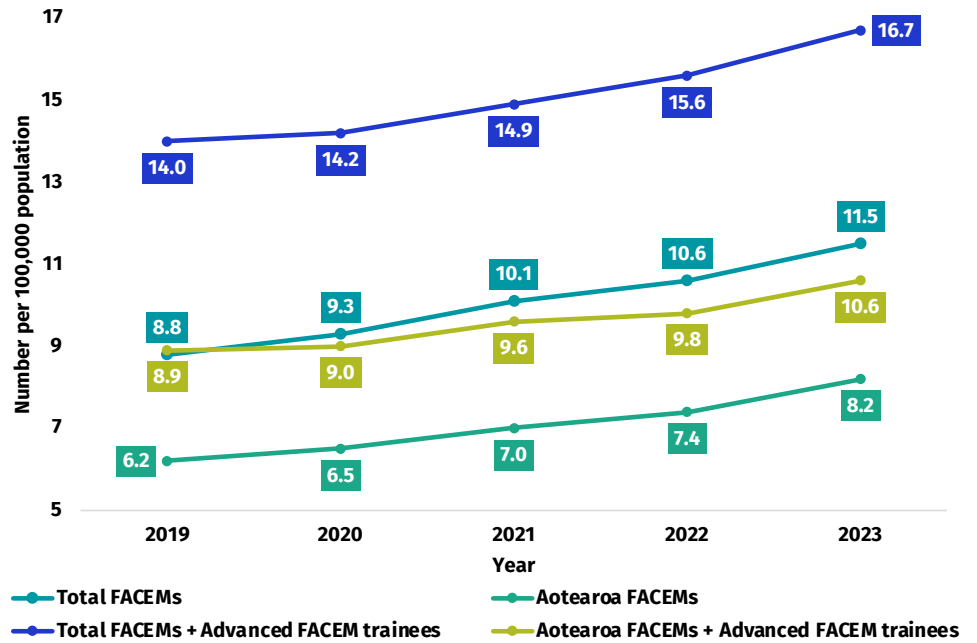
Footnote: IMGs refers to those who obtained their primary medical degree outside of Australia and Aotearoa New Zealand.



## 2023 FACEM and FACEM trainee demographic and workforce snapshot

The number of FACEMs and advanced trainees per 100,000 population in Aotearoa New Zealand were consistently lower than the overall population average, and remained between 9 – 11 per 100,000 population in Aotearoa New Zealand from 2019 to 2023.

Trends in FACEMs and advanced trainees per 100,000 population (2019 – 2023)



### Workforce

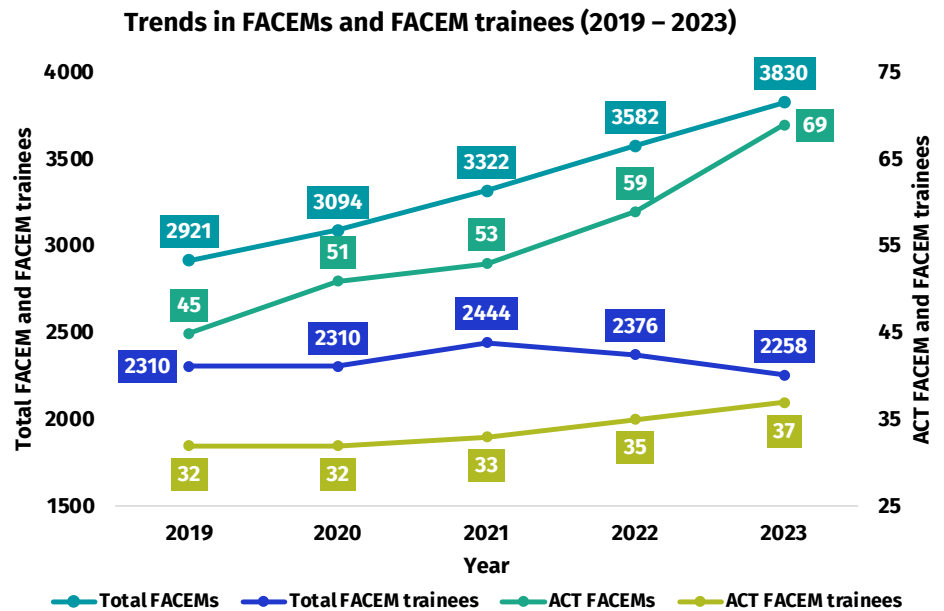
	FACEMs			FACEM trainees	
	Total	NZ		Total	NZ
Worked primarily in a rural or regional location	24%	32%	Had a training placement in a rural or regional location	18%	18%
Worked at more than one workplace	57%	37%	Worked the equivalent of full-time (≥38 hours) across all placements	77%	87%
Worked primarily in a public hospital	94%	100%	Trained primarily in a public hospital	97%	100%
FACEMs per 100,000 population	12.1 (AU)	8.2	Advanced trainees per 100,000 population	5.7 (AU)	2.4

Footnote: Workforce profiles are only applicable to individuals who have provided their workplace details on the ACEM portal.



## 2023 FACEM and FACEM trainee demographic and workforce snapshot

This snapshot compares the demographic and workplace profiles of Fellows of the Australasian College for Emergency Medicine (FACEMs) and FACEM trainees between the Australian Capital Territory (ACT) and the overall population across Australia and Aotearoa New Zealand. It also includes the longitudinal trends from 2019 to 2023, with the snapshot taken as of 31 December each year. Data was obtained from the ACEM's membership database to provide insights into the emergency medicine workforce.



### Demographics

	FACEMs			FACEM trainees	
	Total	ACT		Total	ACT
Number of FACEMs	3830	69	Number of FACEM trainees	2258	37
Female	40% (n=1546)	36% (n=25)	Female	52% (n=1172)	59% (n=22)
Average age	45.7	45.3	Average age	34.1	35.6
International Medical Graduates (IMGs)	44%	27%	International Medical Graduates (IMGs)	35%	30%
New FACEMs	292 (8%)	8 (11%)	New FACEM trainees	234 (10%)	7 (19%)
<ul style="list-style-type: none"> <li>• Female</li> <li>• Average age</li> <li>• IMGs</li> </ul>	<ul style="list-style-type: none"> <li>• 50%</li> <li>• 36.4</li> <li>• 44%</li> </ul>	<ul style="list-style-type: none"> <li>• 50%</li> <li>• 37.2</li> <li>• 37%</li> </ul>	<ul style="list-style-type: none"> <li>• Female</li> <li>• Average age</li> <li>• IMGs</li> </ul>	<ul style="list-style-type: none"> <li>• 48%</li> <li>• 32.0</li> <li>• 33%</li> </ul>	<ul style="list-style-type: none"> <li>• 71%</li> <li>• 33.1</li> <li>• 29%</li> </ul>
FACEM withdrawals/retirees	51	2	Advanced trainee withdrawals	81	0

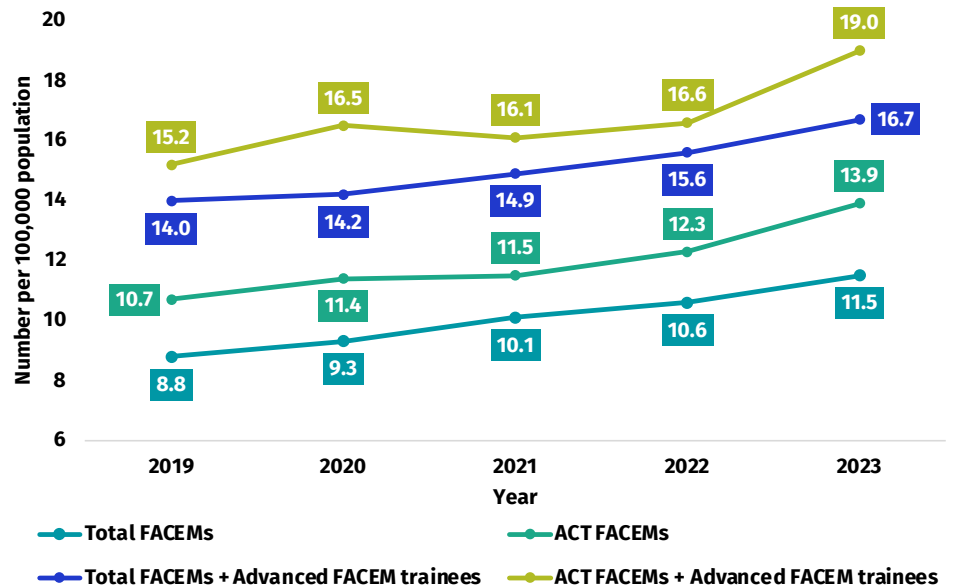
Footnote: IMGs refers to those who obtained their primary medical degree outside of Australia and Aotearoa New Zealand.



## 2023 FACEM and FACEM trainee demographic and workforce snapshot

The number of FACEMs and advanced trainees per 100,000 population in the ACT were consistently higher than the national average, and increased steadily from 2019 to 2023, reaching a total of 19.0 per 100,000 population in the ACT.

Trends in FACEMs and advanced trainees per 100,000 population (2019 – 2023)



### Workforce

	FACEMs			FACEM trainees	
	Total	ACT		Total	ACT
Worked primarily in a rural or regional location	24%	n/a*	Had a training placement in a rural or regional location	18%	n/a*
Worked at more than one workplace	57%	37%	Worked the equivalent of full-time (≥38 hours) across all placements	77%	66%
Worked primarily in a public hospital	94%	100%	Trained primarily in a public hospital	97%	100%
FACEMs per 100,000 population	12.1 (AU) 8.2 (NZ)	13.9	Advanced trainees per 100,000 population	5.7 (AU) 2.4 (NZ)	5.1

Footnote: Workforce profiles are only applicable to individuals who have provided their workplace details on the ACEM portal.

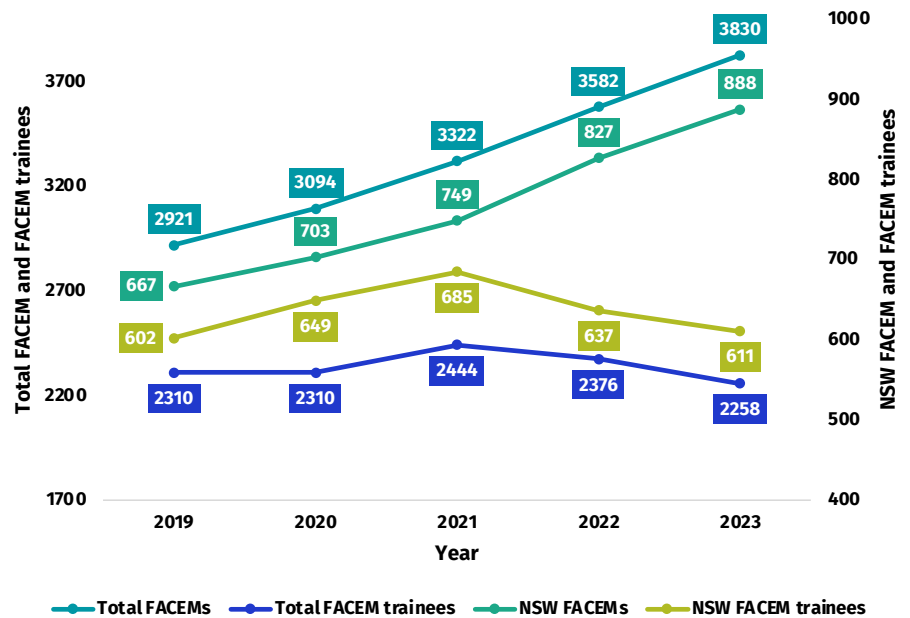
\* No regions in the ACT are classified as regional or rural.



## 2023 FACEM and FACEM trainee demographic and workforce snapshot

This snapshot compares the demographic and workplace profiles of Fellows of the Australasian College for Emergency Medicine (FACEMs) and FACEM trainees between New South Wales (NSW) and the overall population across Australia and Aotearoa New Zealand. It also includes the longitudinal trends from 2019 to 2023, with the snapshot taken as of 31 December each year. Data was obtained from the ACEM's membership database to provide insights into the emergency medicine workforce.

Trends in FACEMs and FACEM trainees (2019 – 2023)



### Demographics

	FACEMs			FACEM trainees	
	Total	NSW		Total	NSW
Number of FACEMs	3830	888	Number of FACEM trainees	2258	611
Female	40% (n=1546)	41% (n=364)	Female	52% (n=1172)	52% (n=317)
Average age	45.7	45.8	Average age	34.1	34.3
International Medical Graduates (IMGs)	44%	40%	International Medical Graduates (IMGs)	35%	35%
New FACEMs	292 (8%)	72 (8%)	New FACEM trainees	234 (10%)	51 (8%)
<ul style="list-style-type: none"> <li>Female</li> <li>Average age</li> <li>IMGs</li> </ul>	<ul style="list-style-type: none"> <li>50%</li> <li>36.4</li> <li>44%</li> </ul>	<ul style="list-style-type: none"> <li>64%</li> <li>36.0</li> <li>39%</li> </ul>	<ul style="list-style-type: none"> <li>48%</li> <li>32.0</li> <li>33%</li> </ul>	<ul style="list-style-type: none"> <li>37%</li> <li>32.0</li> <li>33%</li> </ul>	
FACEM withdrawals/retirees	51	8	Advanced trainee withdrawals	81	14

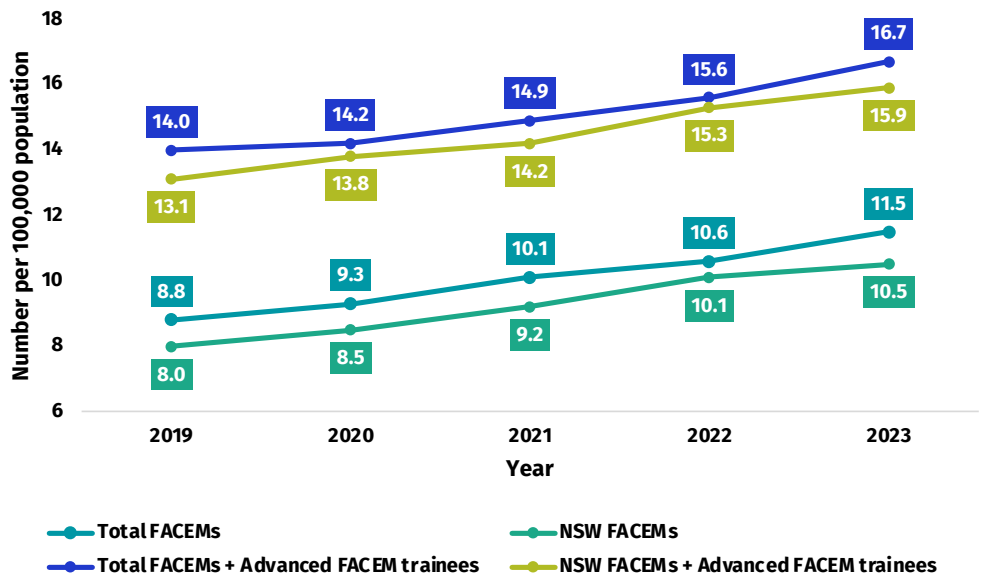
Footnote: IMGs refers to those who obtained their primary medical degree outside of Australia and Aotearoa New Zealand.



## 2023 FACEM and FACEM trainee demographic and workforce snapshot

The number of FACEMs and advanced trainees per 100,000 population gradually increased from 2019 to 2023, reaching a total of 16.7 nationally and 15.9 in New South Wales.

Trends in FACEMs and advanced trainees per 100,000 population (2019 – 2023)



### Workforce

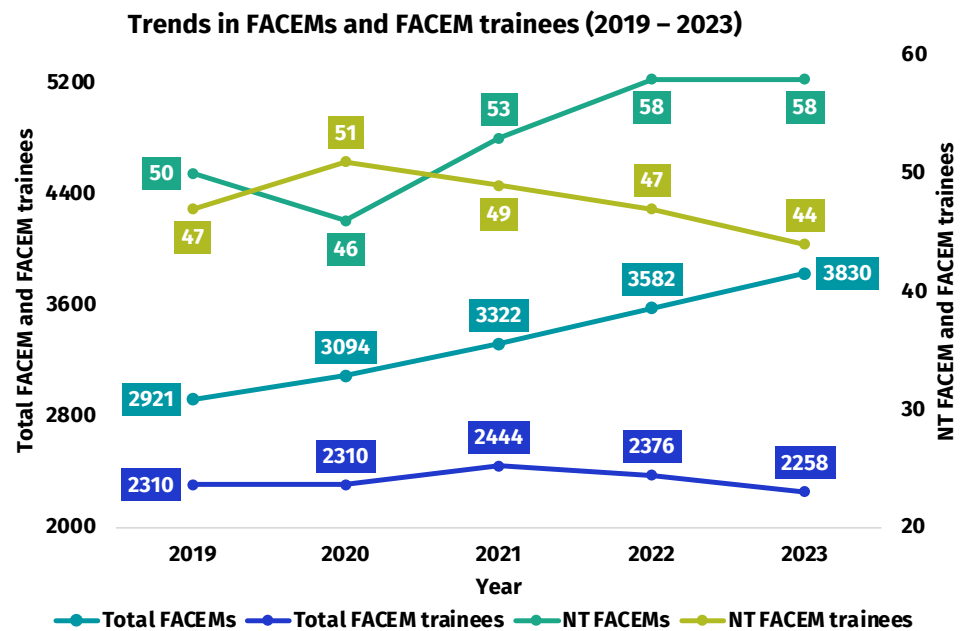
	FACEMs			FACEM trainees	
	Total	NSW		Total	NSW
Worked primarily in a rural or regional location	24%	24%	Had a training placement in a rural or regional location	18%	19%
Worked at more than one workplace	57%	65%	Worked the equivalent of full-time (≥38 hours) across all placements	77%	76%
Worked primarily in a public hospital	94%	99%	Trained primarily in a public hospital	97%	99%
FACEMs per 100,000 population	12.1 (AU) 8.2 (NZ)	10.5	Advanced trainees per 100,000 population	5.7 (AU) 2.4 (NZ)	5.3

Footnote: Workforce profiles are only applicable to individuals who have provided their workplace details on the ACEM portal.



## 2023 FACEM and FACEM trainee demographic and workforce snapshot

This snapshot compares the demographic and workplace profiles of Fellows of the Australasian College for Emergency Medicine (FACEMs) and FACEM trainees between the Northern Territory (NT) and the overall population across Australia and Aotearoa New Zealand. It also includes the longitudinal trends from 2019 to 2023, with the snapshot taken as of 31 December each year. Data was obtained from the ACEM's membership database to provide insights into the emergency medicine workforce.



### Demographics

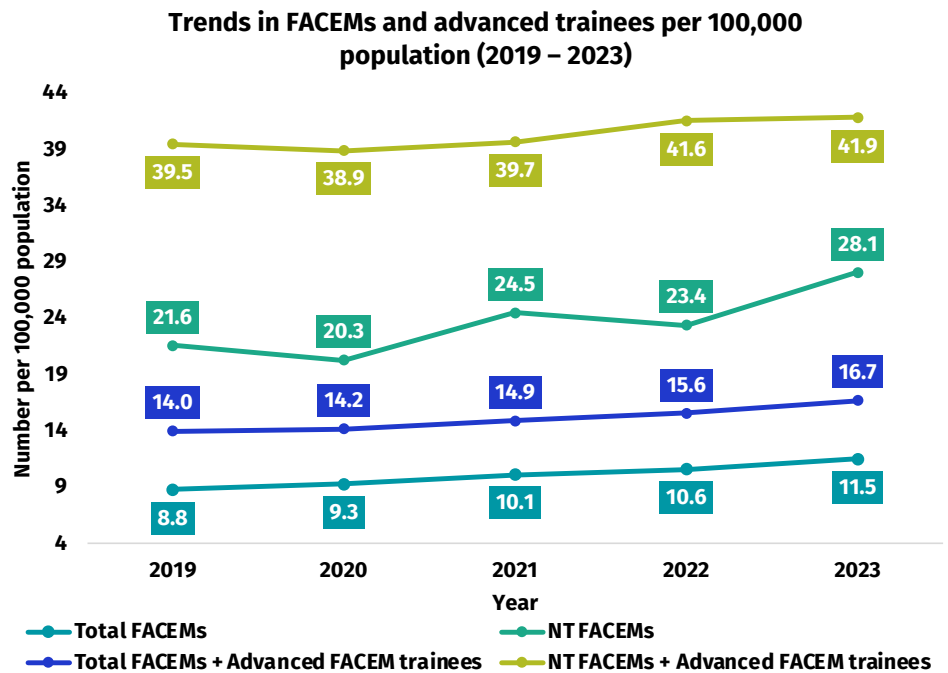
	FACEMs			FACEM trainees	
	Total	NT		Total	NT
Number of FACEMs	3830	58	Number of FACEM trainees	2258	44
Female	40% (n=1546)	59% (n=34)	Female	52% (n=1172)	61% (n=27)
Average age	45.7	45.4	Average age	34.1	33.3
International Medical Graduates (IMGs)	44%	41%	International Medical Graduates (IMGs)	35%	20%
New FACEMs	292 (8%)	2 (3%)	New FACEM trainees	234 (10%)	2 (4%)
<ul style="list-style-type: none"> <li>• Female</li> <li>• Average age</li> <li>• IMGs</li> </ul>	<ul style="list-style-type: none"> <li>• 50%</li> <li>• 36.4</li> <li>• 44%</li> </ul>	<ul style="list-style-type: none"> <li>• 100%</li> <li>• 35.0</li> <li>• 0%</li> </ul>	<ul style="list-style-type: none"> <li>• Female</li> <li>• Average age</li> <li>• IMGs</li> </ul>	<ul style="list-style-type: none"> <li>• 48%</li> <li>• 32.0</li> <li>• 33%</li> </ul>	<ul style="list-style-type: none"> <li>• 0%</li> <li>• 35.1</li> <li>• 50%</li> </ul>
FACEM withdrawals/retirees	51	2	Advanced trainee withdrawals	81	2

Footnote: IMGs refers to those who obtained their primary medical degree outside of Australia and Aotearoa New Zealand.



## 2023 FACEM and FACEM trainee demographic and workforce snapshot

The number of FACEMs and advanced trainees per 100,000 population in the Northern Territory (NT) were significantly higher than the national average, and remained between 39 – 42 per 100,000 population in the NT from 2019 to 2023.



### Workforce

	FACEMs			FACEM trainees	
	Total	NT		Total	NT
Worked primarily in a rural or regional location	24%	100%*	Had a training placement in a rural or regional location	18%	100%*
Worked at more than one workplace	57%	75%	Worked the equivalent of full-time (≥38 hours) across all placements	77%	76%
Worked primarily in a public hospital	94%	100%	Trained primarily in a public hospital	97%	100%
FACEMs per 100,000 population	12.1 (AU) 8.2 (NZ)	28.1	Advanced trainees per 100,000 population	5.7 (AU) 2.4 (NZ)	13.8

**Footnote:** Workforce profiles are only applicable to individuals who have provided their workplace details on the ACEM portal.

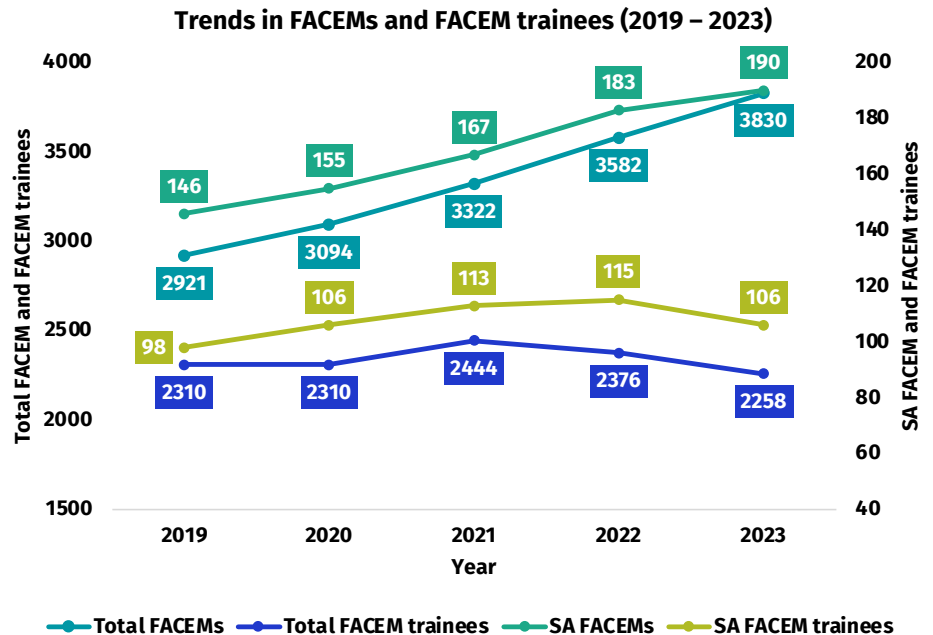
\* All regions in the NT are classified as regional or rural





## 2023 FACEM and FACEM trainee demographic and workforce snapshot

This snapshot compares the demographic and workplace profiles of Fellows of the Australasian College for Emergency Medicine (FACEMs) and FACEM trainees between South Australia (SA) and the overall population across Australia and Aotearoa New Zealand. It also includes the longitudinal trends from 2019 to 2023, with the snapshot taken as of 31 December each year. Data was obtained from the ACEM's membership database to provide insights into the emergency medicine workforce.



### Demographics

	FACEMs			FACEM trainees	
	Total	SA		Total	SA
Number of FACEMs	3830	190	Number of FACEM trainees	2258	106
Female	40% (n=1546)	37% (n=71)	Female	52% (n=1172)	52% (n=55)
Average age	45.7	47.4	Average age	34.1	34.5
International Medical Graduates (IMGs)	44%	43%	International Medical Graduates (IMGs)	35%	45%
New FACEMs	292 (8%)	12 (%6)	New FACEM trainees	234 (10%)	17 (16%)
<ul style="list-style-type: none"> <li>Female</li> <li>Average age</li> <li>IMGs</li> </ul>	<ul style="list-style-type: none"> <li>50%</li> <li>36.4</li> <li>44%</li> </ul>	<ul style="list-style-type: none"> <li>25%</li> <li>38.5</li> <li>33%</li> </ul>	<ul style="list-style-type: none"> <li>Female</li> <li>Average age</li> <li>IMGs</li> </ul>	<ul style="list-style-type: none"> <li>48%</li> <li>32.0</li> <li>33%</li> </ul>	<ul style="list-style-type: none"> <li>47%</li> <li>32.0</li> <li>41%</li> </ul>
FACEM withdrawals/retirees	51	5	Advanced trainee withdrawals	81	5

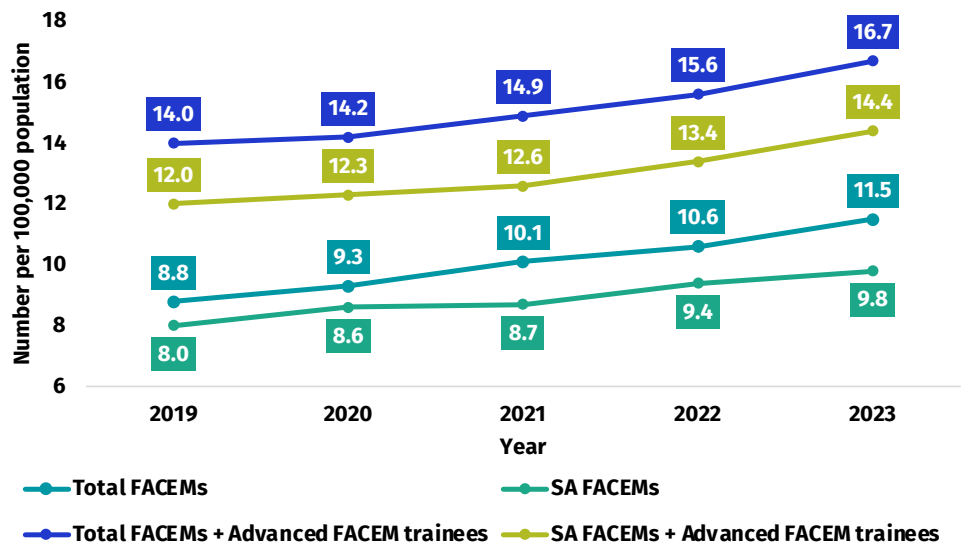
Footnote: IMGs refers to those who obtained their primary medical degree outside of Australia and Aotearoa New Zealand.



## 2023 FACEM and FACEM trainee demographic and workforce snapshot

The number of FACEMs and advanced trainees per 100,000 population increased steadily from 2019 to 2023, reaching a total of 16.7 nationally and 14.4 in South Australia.

Trends in FACEMs and advanced trainees per 100,000 population (2019 – 2023)



### Workforce

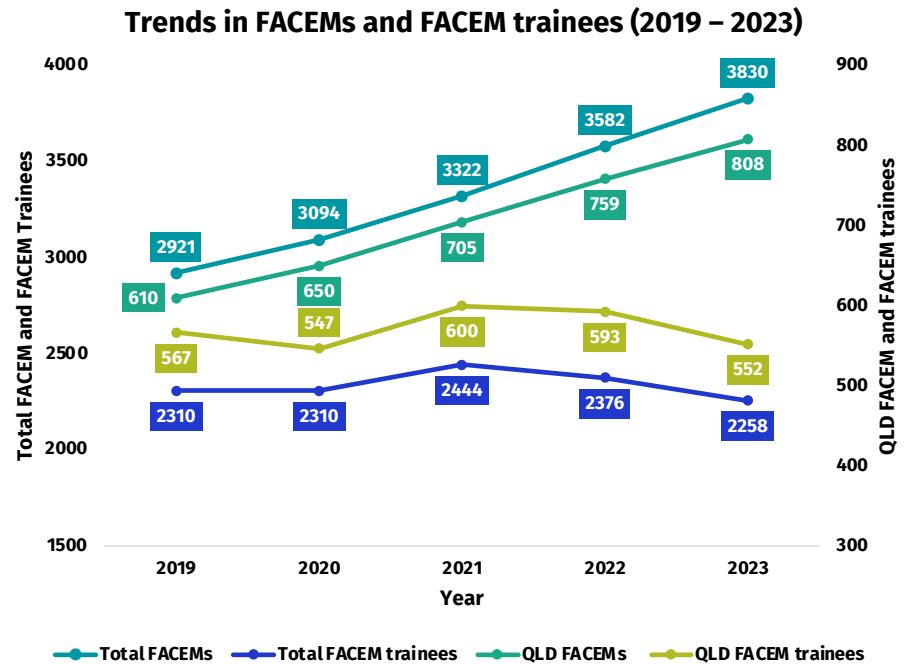
	FACEMs			FACEM trainees	
	Total	SA		Total	SA
Worked primarily in a rural or regional location	24%	4%	Had a training placement in a rural or regional location	18%	5%
Worked at more than one workplace	57%	55%	Worked the equivalent of full-time (≥38 hours) across all placements	77%	74%
Worked primarily in a public hospital	94%	96%	Trained primarily in a public hospital	97%	100%
FACEMs per 100,000 population	12.1 (AU) 8.2 (NZ)	9.8	Advanced trainees per 100,000 population	5.7 (AU) 2.4 (NZ)	4.6

Footnote: Workforce profiles are only applicable to individuals who have provided their workplace details on the ACEM portal.



## 2023 FACEM and FACEM trainee demographic and workforce snapshot

This snapshot compares the demographic and workplace profiles of Fellows of the Australasian College for Emergency Medicine (FACEMs) and FACEM trainees between Queensland (QLD) and the overall population across Australia and Aotearoa New Zealand. It also includes the longitudinal trends from 2019 to 2023, with the snapshot taken as of 31 December each year. Data was obtained from the ACEM's membership database to provide insights into the emergency medicine workforce.



### Demographics

	FACEMs			FACEM trainees	
	Total	QLD		Total	QLD
Number of FACEMs	3830	808	Number of FACEM trainees	2258	552
Female	40% (n=1546)	40% (n=324)	Female	52% (n=1172)	49% (n=273)
Average age	45.7	44.4	Average age	34.1	33.9
International Medical Graduates (IMGs)	44%	44%	International Medical Graduates (IMGs)	35%	33%
New FACEMs	292 (8%)	60 (7%)	New FACEM trainees	234 (10%)	57 (10%)
<ul style="list-style-type: none"> <li>Female</li> <li>Average age</li> <li>IMGs</li> </ul>	<ul style="list-style-type: none"> <li>50%</li> <li>36.4</li> <li>44%</li> </ul>	<ul style="list-style-type: none"> <li>57%</li> <li>35.5</li> <li>43%</li> </ul>	<ul style="list-style-type: none"> <li>48%</li> <li>32.0</li> <li>33%</li> </ul>	<ul style="list-style-type: none"> <li>47%</li> <li>31.6</li> <li>23%</li> </ul>	
FACEM withdrawals/retirees	51	9	Advanced trainee withdrawals	81	26

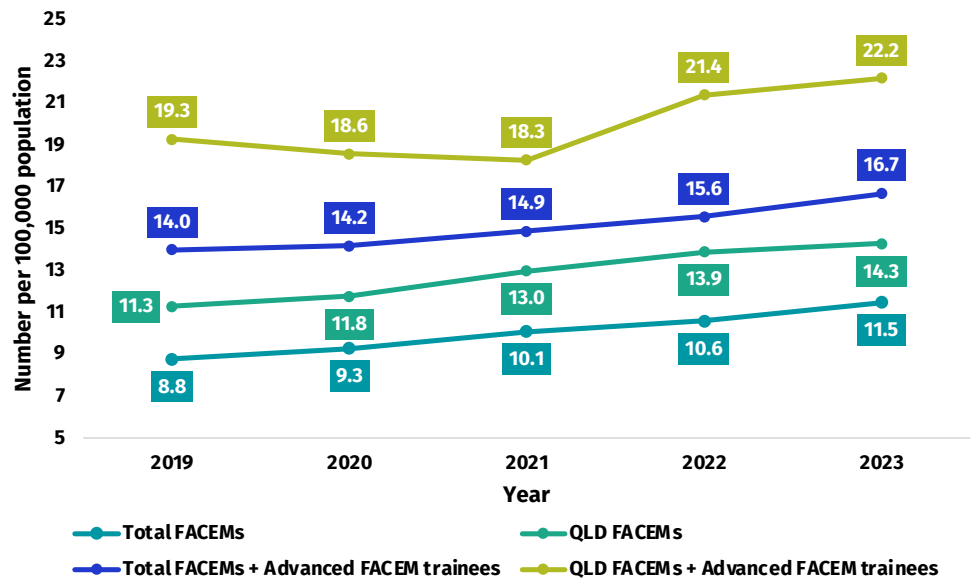
Footnote: IMGs refers to those who obtained their primary medical degree outside of Australia and Aotearoa New Zealand.



# 2023 FACEM and FACEM trainee demographic and workforce snapshot

The number of FACEMs and advanced trainees per 100,000 population in Queensland were consistently higher than the national average, and increased steadily from 2019 to 2023, reaching a total of 22.2 per 100,000 population in Queensland.

Trends in FACEMs and advanced trainees per 100,000 population (2019 – 2023)



## Workforce

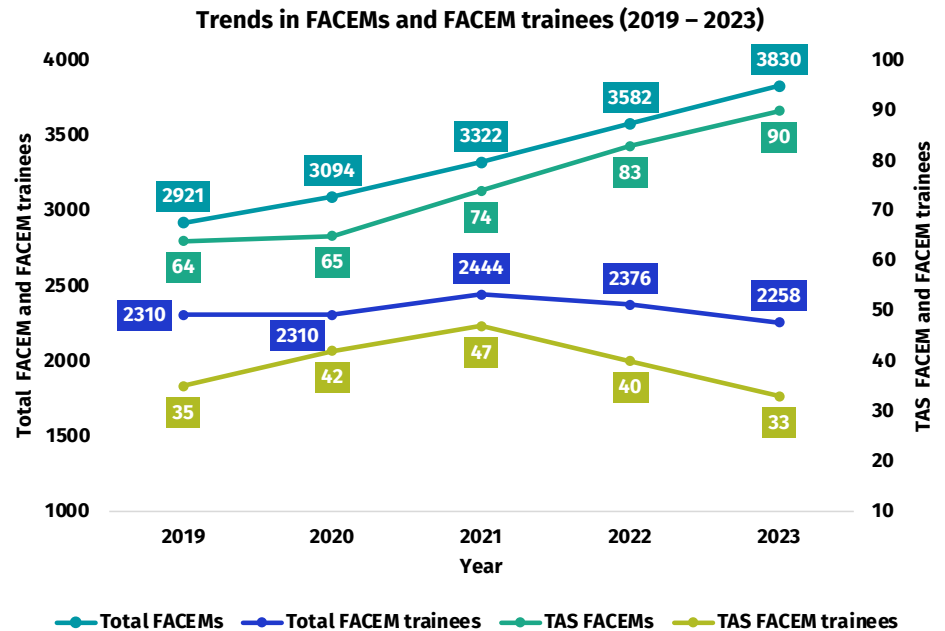
	FACEMs			FACEM trainees	
	Total	QLD		Total	QLD
Worked primarily in a rural or regional location	24%	28%	Had a training placement in a rural or regional location	18%	23%
Worked at more than one workplace	57%	56%	Worked the equivalent of full-time (≥38 hours) across all placements	77%	78%
Worked primarily in a public hospital	94%	91%	Trained primarily in a public hospital	97%	98%
FACEMs per 100,000 population	12.1 (AU) 8.2 (NZ)	14.3	Advanced trainees per 100,000 population	5.7 (AU) 2.4 (NZ)	7.9

Footnote: Workforce profiles are only applicable to individuals who have provided their workplace details on the ACEM portal.



## 2023 FACEM and FACEM trainee demographic and workforce snapshot

This snapshot compares the demographic and workplace profiles of Fellows of the Australasian College for Emergency Medicine (FACEMs) and FACEM trainees between Tasmania (TAS) and the overall population across Australia and Aotearoa New Zealand. It also includes the longitudinal trends from 2019 to 2023, with the snapshot taken as of 31 December each year. Data was obtained from the ACEM's membership database to provide insights into the emergency medicine workforce.



### Demographics

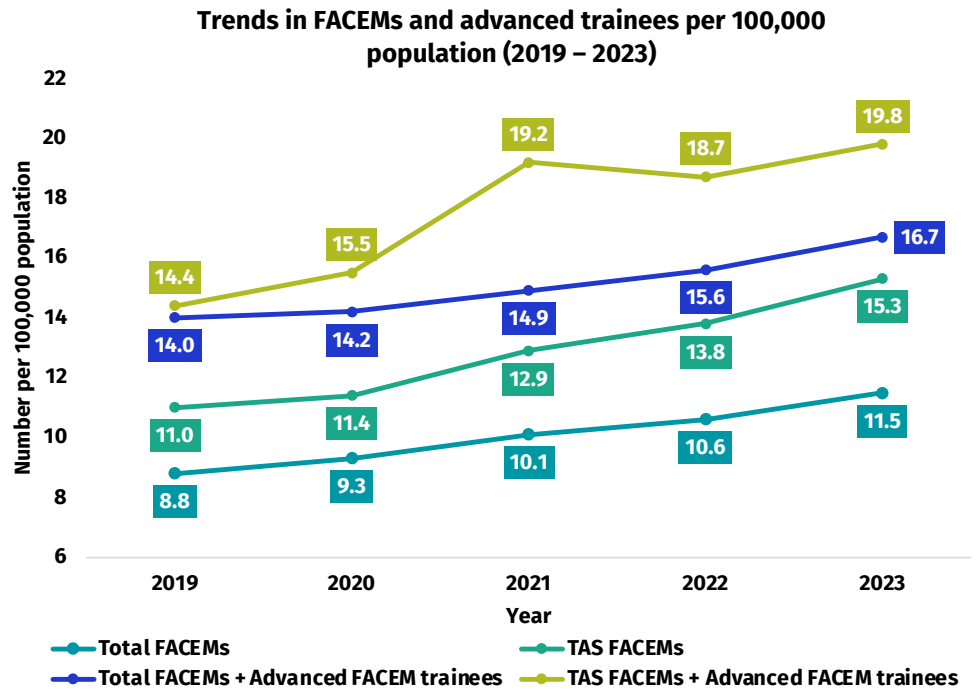
	FACEMs			FACEM trainees	
	Total	TAS		Total	TAS
Number of FACEMs	3830	90	Number of FACEM trainees	2258	33
Female	40% (n=1546)	44% (n=40)	Female	52% (n=1172)	54% (n=18)
Average age	45.7	45.0	Average age	34.1	35.0
International Medical Graduates (IMGs)	44%	33%	International Medical Graduates (IMGs)	35%	30%
New FACEMs	292 (8%)	5 (6%)	New FACEM trainees	234 (10%)	1 (3%)
<ul style="list-style-type: none"> <li>• Female</li> <li>• Average age</li> <li>• IMGs</li> </ul>	<ul style="list-style-type: none"> <li>• 50%</li> <li>• 36.4</li> <li>• 44%</li> </ul>	<ul style="list-style-type: none"> <li>• 50%</li> <li>• 38.1</li> <li>• 60%</li> </ul>	<ul style="list-style-type: none"> <li>• Female</li> <li>• Average age</li> <li>• IMGs</li> </ul>	<ul style="list-style-type: none"> <li>• 48%</li> <li>• 32.0</li> <li>• 33%</li> </ul>	<ul style="list-style-type: none"> <li>• 100%</li> <li>• 33.0</li> <li>• 0%</li> </ul>
FACEM withdrawals/retirees	51	2	Advanced trainee withdrawals	81	1

Footnote: IMGs refers to those who obtained their primary medical degree outside of Australia and Aotearoa New Zealand.



# 2023 FACEM and FACEM trainee demographic and workforce snapshot

The number of FACEMs and advanced trainees per 100,000 population in Tasmania were consistently higher than the national average, and increased steadily from 2019 to 2023, reaching a total of 19.8 per 100,000 population in Tasmania.



## Workforce

	FACEMs			FACEM trainees	
	Total	TAS		Total	TAS
Worked primarily in a rural or regional location	24%	100%*	Had a training placement in a rural or regional location	18%	100%*
Worked at more than one workplace	57%	35%	Worked the equivalent of full-time (≥38 hours) across all placements	77%	58%
Worked primarily in a public hospital	94%	99%	Trained primarily in a public hospital	97%	100%
FACEMs per 100,000 population	12.1 (AU) 8.2 (NZ)	15.3	Advanced trainees per 100,000 population	5.7 (AU) 2.4 (NZ)	4.5

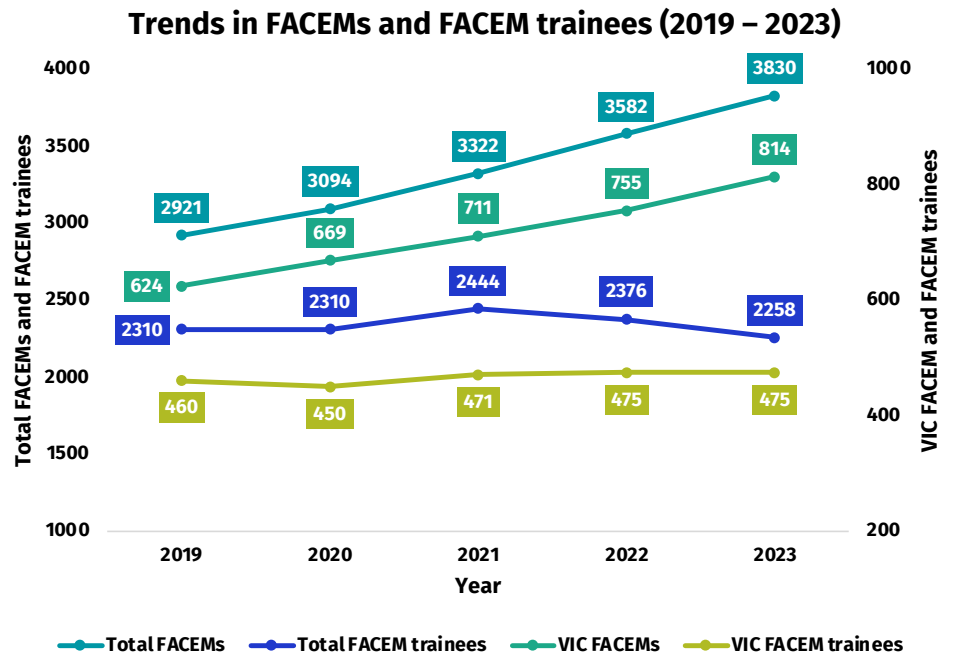
Footnote: Workforce profiles are only applicable to individuals who have provided their workplace details on the ACEM portal.

\* All regions in the TAS are classified as regional or rural



# 2023 FACEM and FACEM trainee demographic and workforce snapshot

This snapshot compares the demographic and workplace profiles of Fellows of the Australasian College for Emergency Medicine (FACEMs) and FACEM trainees between Victoria (VIC) and the overall population across Australia and Aotearoa New Zealand. It also includes the longitudinal trends from 2019 to 2023, with the snapshot taken as of 31 December each year. Data was obtained from the ACEM's membership database to provide insights into the emergency medicine workforce.



## Demographics

	FACEMs			FACEM trainees	
	Total	VIC		Total	VIC
Number of FACEMs	3830	814	Number of FACEM trainees	2258	475
Female	40% (n=1546)	37% (n=304)	Female	52% (n=1172)	50% (n=238)
Average age	45.7	46.3	Average age	34.1	34.2
International Medical Graduates (IMGs)	44%	38%	International Medical Graduates (IMGs)	35%	29%
New FACEMs	292 (8%)	65 (8%)	New FACEM trainees	234 (10%)	53 (11%)
<ul style="list-style-type: none"> <li>Female</li> <li>Average age</li> <li>IMGs</li> </ul>	<ul style="list-style-type: none"> <li>50%</li> <li>36.4</li> <li>44%</li> </ul>	<ul style="list-style-type: none"> <li>31%</li> <li>35.8</li> <li>41%</li> </ul>	<ul style="list-style-type: none"> <li>48%</li> <li>32.0</li> <li>33%</li> </ul>	<ul style="list-style-type: none"> <li>55%</li> <li>32.4</li> <li>34%</li> </ul>	
FACEM withdrawals/retirees	51	8	Advanced trainee withdrawals	81	15

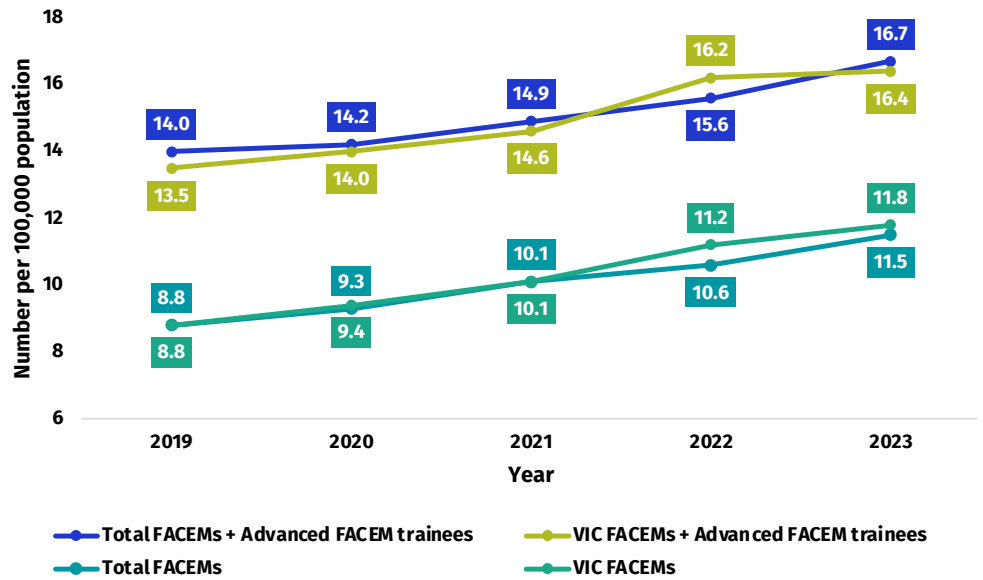
Footnote: IMGs refers to those who obtained their primary medical degree outside of Australia and Aotearoa New Zealand.



# 2023 FACEM and FACEM trainee demographic and workforce snapshot

The number of FACEMs and advanced trainees per 100,000 population increased steadily from 2019 to 2023, reaching a total of 16.7 and 16.4 for Victoria.

Trends in FACEMs and advanced trainees per 100,000 population (2019 – 2023)



## Workforce

	FACEMs			FACEM trainees	
	Total	VIC		Total	VIC
Worked primarily in a rural or regional location	24%	14%	Had a training placement in a rural or regional location	18%	9%
Worked at more than one workplace	57%	62%	Worked the equivalent of full-time (≥38 hours) across all placements	77%	76%
Worked primarily in a public hospital	94%	86%	Trained primarily in a public hospital	97%	92%
FACEMs per 100,000 population	12.1 (AU) 8.2 (NZ)	11.8	Advanced trainees per 100,000 population	5.7 (AU) 2.4 (NZ)	4.6

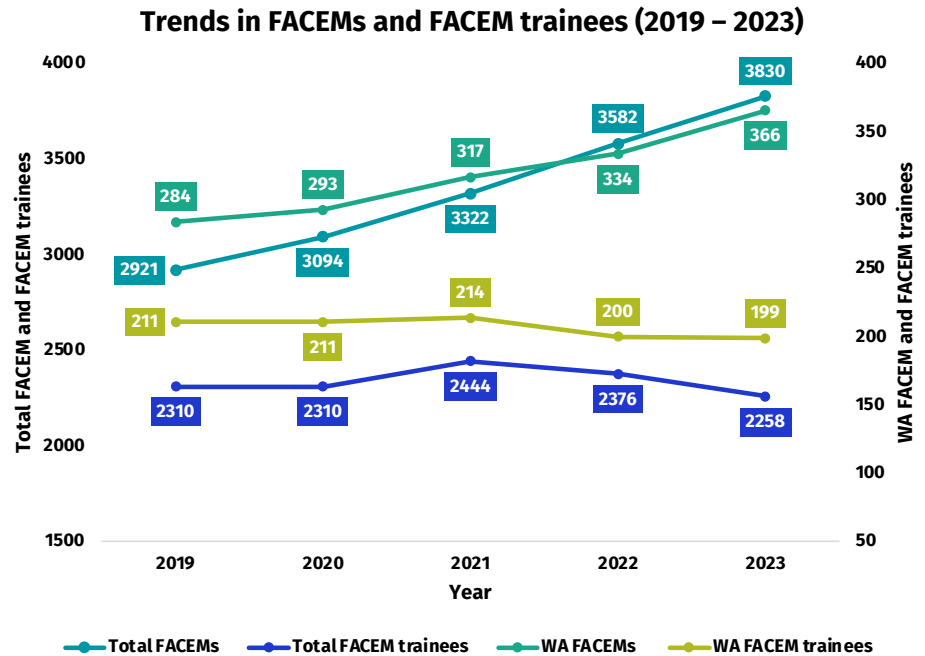
Footnote: Workforce profiles are only applicable to individuals who have provided their workplace details on the ACEM portal.





## 2023 FACEM and FACEM trainee demographic and workforce snapshot

This snapshot compares the demographic and workplace profiles of Fellows of the Australasian College for Emergency Medicine (FACEMs) and FACEM trainees between Western Australia (WA) and the overall population across Australia and Aotearoa New Zealand. It also includes the longitudinal trends from 2019 to 2023, with the snapshot taken as of 31 December each year. Data was obtained from the ACEM's membership database to provide insights into the emergency medicine workforce.



### Demographics

	FACEMs			FACEM trainees	
	Total	WA		Total	WA
Number of FACEMs	3830	366	Number of FACEM trainees	2258	199
Female	40% (n=1546)	40% (n=148)	Female	52% (n=1172)	55% (n=110)
Average age	45.7	45.3	Average age	34.1	34.3
International Medical Graduates (IMGs)	44%	50%	International Medical Graduates (IMGs)	35%	46%
New FACEMs	292 (8%)	31 (8%)	New FACEM trainees	234 (10%)	19 (9%)
<ul style="list-style-type: none"> <li>Female</li> <li>Average age</li> <li>IMGs</li> </ul>	<ul style="list-style-type: none"> <li>50%</li> <li>36.4</li> <li>44%</li> </ul>	<ul style="list-style-type: none"> <li>52%</li> <li>36.5</li> <li>35%</li> </ul>	<ul style="list-style-type: none"> <li>48%</li> <li>32.0</li> <li>33%</li> </ul>	<ul style="list-style-type: none"> <li>42%</li> <li>33.1</li> <li>73%</li> </ul>	
FACEM withdrawals/retirees	51	6	Advanced trainee withdrawals	81	8

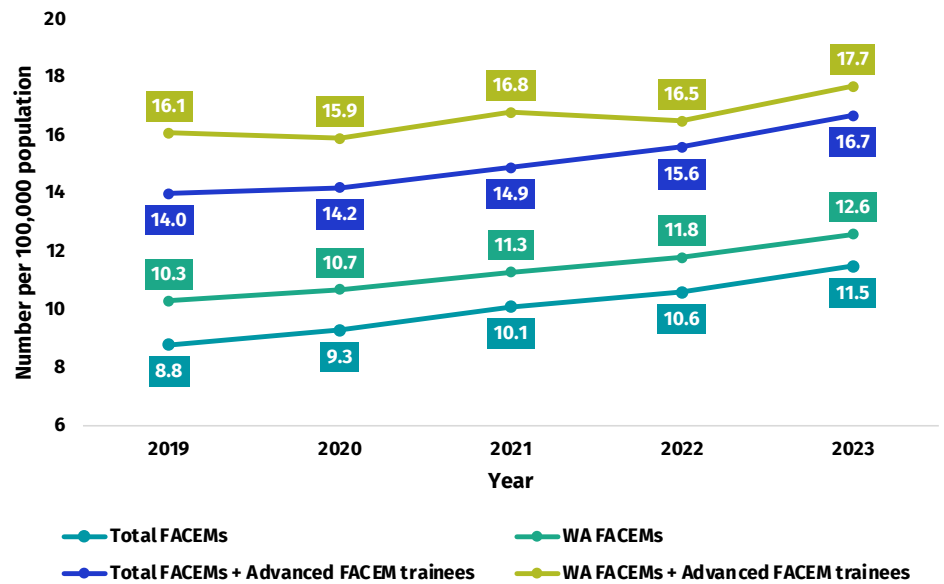
Footnote: IMGs refers to those who obtained their primary medical degree outside of Australia and Aotearoa New Zealand.



## 2023 FACEM and FACEM trainee demographic and workforce snapshot

The number of FACEMs and advanced trainees per 100,000 population in Western Australia were consistently higher than the national average, and gradually increased from 2019 to 2023, reaching a total of 17.7 per 100,000 population in Western Australia.

Trends in FACEMs and advanced trainees per 100,000 population (2019 – 2023)



### Workforce

	FACEMs			FACEM trainees	
	Total	WA		Total	WA
Worked primarily in a rural or regional location	24%	12%	Had a training placement in a rural or regional location	18%	4%
Worked at more than one workplace	57%	53%	Worked the equivalent of full-time (≥38 hours) across all placements	77%	81%
Worked primarily in a public hospital	94%	95%	Trained primarily in a public hospital	97%	97%
FACEMs per 100,000 population	12.1 (AU) 8.2 (NZ)	12.6	Advanced trainees per 100,000 population	5.7 (AU) 2.4 (NZ)	5.0

Footnote: Workforce profiles are only applicable to individuals who have provided their workplace details on the ACEM portal.